

Ivy Tech Charter School Board Financial Update

CINDY FRANTZ

JUNE 2024



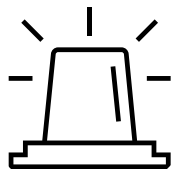
1. **May Revise State Budget Updates**
2. **2024-25 Budget Proposal**
3. **Exhibits**
 - A. FY25 Budget Detail

State Budget Updates

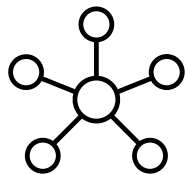
edtec 



May Revise Highlights



1.07% COLA (up from .76%)



COLA extends to SpEd, Nutrition, MBG, Equity Multiplier, and more



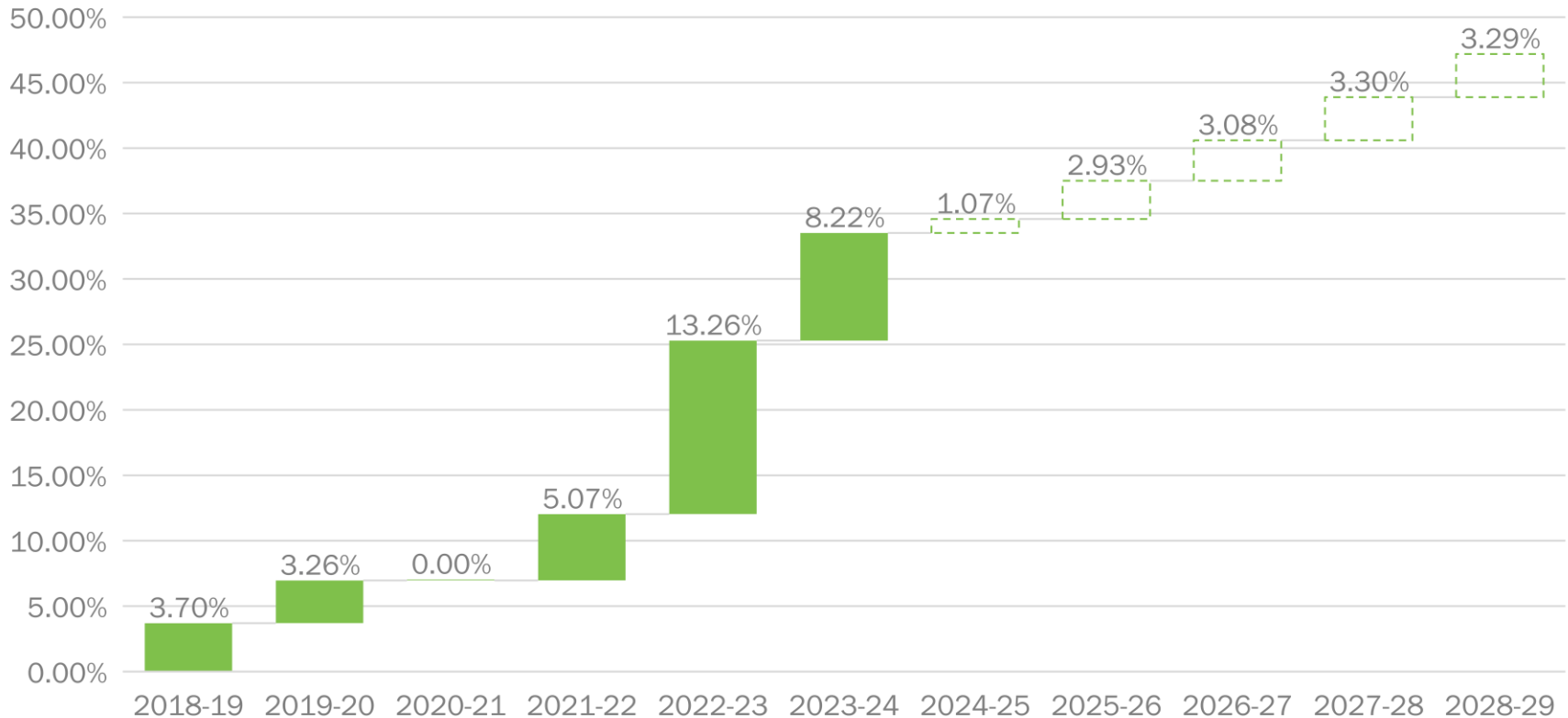
Increased COLA adds ~\$50/ADA



No deferrals, no new programs or funds

CA Historical and Projected LCFF Increase

COLA drops substantially in FY25 and then settles at ~3%



2024-25 COLA at May Revise – 1.07%

FY25 Budget Proposal

edtec 



2024-25 Budget Proposal



Projected FY25 operating loss of \$277k; strong fund balance remains

		2023-24	2024-25
		Current Forecast	Projected Budget
Revenue	Other State Revenues	329,734	116,667
	Local Revenues	3,127	-
	Fundraising and Grants	-	-
	Total Revenue	2,653,649	2,454,301
Expenses	Compensation and Benefits	1,258,487	1,643,469
	Books and Supplies	431,729	433,943
	Services and Other Operating	643,658	653,946
	Depreciation	-	-
	Other Outflows	-	-
	Total Expenses	2,333,873	2,731,359
	Operating Income	319,776	(277,057)
	Beginning Balance (Audited)	2,815,230	3,135,006
	Operating Income	319,776	(277,057)
Ending Fund Balance (incl. Depreciation)		3,135,006	2,857,949
Ending Fund Balance as % of Expenses		134.3%	104.6%

Key Assumptions



Revenue Drivers	2023-24	2024-25	Notes
ADA	179	177	Per P2
Unduplicated Count	40%	36%	CALPADS

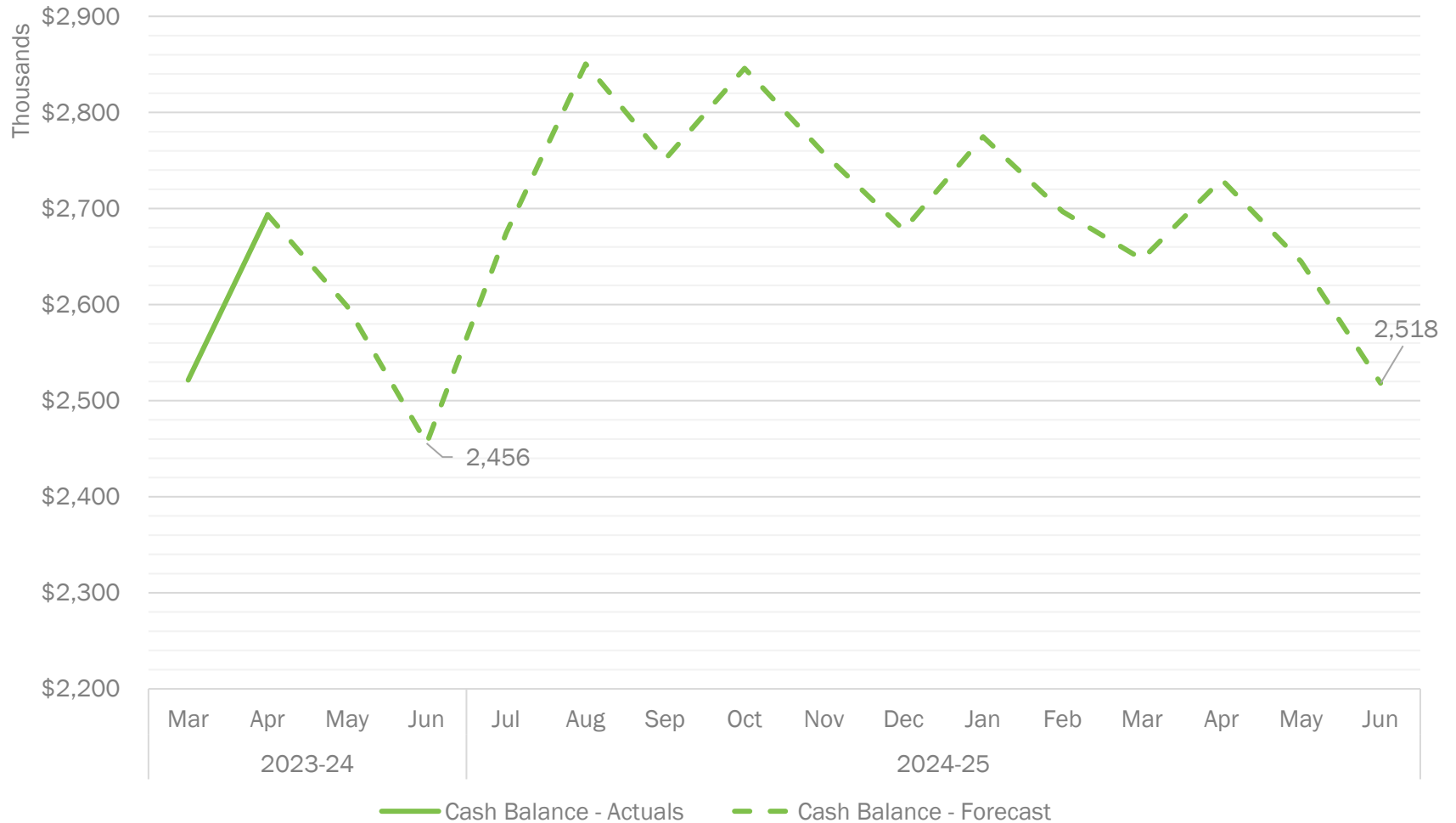
Funding Sources	2023-24	2024-25	Notes
State & Federal Revenue			
LCFF Rate Per ADA	12,973	13,207	1.07% COLA
Special Education Reimbursement	30,000	30,000	Flat rate agreement
State Lottery Funds Per ADA	249	249	
Prop 28 – Arts & Music	0	16,908	3 yrs to spend
One Time Funds			
Ethnic Studies Block Grant	1,560	0	Expiring
Educator Effectiveness	6,619	0	Expiring
Learning Recovery Emergency Block Grant	107,029	0	Expiring
Arts, Music and Instruction Block Grant	131,323	0	Expiring

Expense Assumptions	2024-25	Notes
Compensation and Benefits	Increases in headcount, salaries	Additional summer instructors
Books and Supplies	1% net increase over prior year	Minor adjustments
Services and Other Operating Expenses	2% net increase over prior year	Minor adjustments

2024-25 Monthly Cash Balance



Cash projection remains strong despite operating loss



Exhibits

edtec 



IvyTech
Multi-year Projection
As of June 2024

	Year 1	Year 2
	2023-24	2024-25
SUMMARY		
Revenue		
LCFF Entitlement	2,320,788	2,337,634
Federal Revenue	-	-
Other State Revenues	329,734	116,667
Local Revenues	3,127	-
Fundraising and Grants	-	-
Total Revenue	2,653,649	2,454,301
Expenses		
Compensation and Benefits	1,258,487	1,643,469
Books and Supplies	431,729	433,943
Services and Other Operating Expenditures	643,658	653,946
Depreciation	-	-
Other Outflows	-	-
Total Expenses	2,333,873	2,731,359
Operating Income	319,776	(277,057)
Fund Balance		
Beginning Balance (Unaudited)	2,815,230	3,135,006
Audit Adjustment		
Beginning Balance (Audited)	2,815,230	3,135,006
Operating Income	319,776	(277,057)
Ending Fund Balance	3,135,006	2,857,949
Total Revenue Per ADA	14,833	13,866
Total Expenses Per ADA	13,046	15,431
Operating Income Per ADA	1,787	(1,565)
Fund Balance as a % of Expenses	134%	105%

IvyTech
Multi-year Projection
As of June 2024

	Year 1	Year 2
	2023-24	2024-25
Key Assumptions		
Enrollment Breakdown		
7	2	2
8	5	5
9	67	66
10	31	31
11	40	40
12	28	33
Total Enrolled	173	177
ADA %		
7-8	112.7%	100.0%
9-12	103.0%	100.0%
Average ADA %	103.4%	100.0%
ADA		
7-8	8	7
9-12	171	170
Total ADA	179	177
Demographic Information		
CALPADS Enrollment (for unduplicated % calc)	60	67
# Unduplicated (CALPADS)	24	24
# Free & Reduced Lunch (CALPADS)	13	15
# ELL (CALPADS)	-	-
New Students	102	117
	40%	36%
School Information		
FTE's	16.0	33.0
Teachers	9	26
Certificated Pay Increases	3%	3%
Classified Pay Increases	3%	3%
# of school days	-	-
Default Expense Inflation Rate		3%

IvyTech
Multi-year Projection
As of June 2024

	Year 1	Year 2
	2023-24	2024-25
REVENUE		
LCFF Entitlement		
8011 Charter Schools General Purpose Entitlement - State Aid	868,018	892,743
8012 Education Protection Account Entitlement	713,147	713,123
8096 Charter Schools in Lieu of Property Taxes	739,623	731,768
SUBTOTAL - LCFF Entitlement	2,320,788	2,337,634
Federal Revenue		
SUBTOTAL - Federal Revenue	-	-
Other State Revenue		
8319 Other State Apportionments - Prior Years	198	-
8381 Special Education - Entitlement (State)	30,000	30,000
8382 Special Education Reimbursement (State)	14,260	14,109
8550 Mandated Cost Reimbursements	9,755	9,619
8560 State Lottery Revenue	46,990	46,032
8590 All Other State Revenue	228,531	-
8591 Prop 28 Arts & Music in Schools	-	16,908
SUBTOTAL - Other State Revenue	329,734	116,667
Local Revenue		
8660 Interest	2,000	-
8699 All Other Local Revenue	1,127	-
SUBTOTAL - Local Revenue	3,127	-
Fundraising and Grants		
SUBTOTAL - Fundraising and Grants	-	-
TOTAL REVENUE	2,653,649	2,454,301

IvyTech
Multi-year Projection
As of June 2024

	Year 1	Year 2
	2023-24	2024-25
EXPENSES		
Compensation & Benefits		
Certificated Salaries		
1100 Teachers Salaries	281,146	631,927
1300 Certificated Supervisor & Administrator Salaries	305,910	321,206
SUBTOTAL - Certificated Salaries	587,056	953,133
Classified Salaries		
2100 Classified Instructional Aide Salaries	131,579	99,767
2400 Classified Clerical & Office Salaries	136,358	149,184
SUBTOTAL - Classified Salaries	267,937	248,951
Employee Benefits		
3100 STRS	107,695	176,746
3300 OASDI-Medicare-Alternative	30,448	34,586
3400 Health & Welfare Benefits	228,660	180,000
3500 Unemployment Insurance	4,846	11,146
3600 Workers Comp Insurance	16,245	22,840
3900 Other Employee Benefits	15,600	16,068
SUBTOTAL - Employee Benefits	403,494	441,386
Books & Supplies		
4300 Materials & Supplies	5,000	5,150
4320 Educational Software	42,783	44,066
4325 Instructional Materials & Supplies	239,691	236,222
4330 Office Supplies	20,600	21,218
4340 Professional Development Supplies	75	-
4345 Non Instructional Student Materials & Supplies	20,600	21,218
4410 Classroom Furniture, Equipment & Supplies	35,000	36,050
4420 Computers: individual items less than \$5k	20,600	21,218
4430 Non Classroom Related Furniture, Equipment & Supplies	10,300	10,609
4700 Food	37,080	38,192
SUBTOTAL - Books and Supplies	431,729	433,943

IvyTech
Multi-year Projection
As of June 2024

	Year 1	Year 2
	2023-24	2024-25
Services & Other Operating Expenses		
5200 Travel & Conferences	15,450	15,914
5305 Dues & Membership - Professional	10,300	10,609
5450 Insurance - Other	24,920	25,667
5510 Utilities - Gas and Electric	10,300	10,609
5515 Janitorial, Gardening Services & Supplies	10,300	10,609
5520 Security	10,000	10,300
5610 Rent	212,955	218,399
5615 Repairs and Maintenance - Building	100,000	103,000
5616 Repairs and Maintenance - Computers	1,000	1,030
5619 Non-Cash Lease Adjustment	(624)	(6,057)
5803 Accounting Fees	22,660	24,250
5812 Business Services	79,060	81,800
5820 Consultants - Non Instructional	10,300	10,609
5830 Field Trips Expenses	10,000	10,300
5836 Fingerprinting	515	530
5845 Legal Fees	5,150	5,305
5851 Marketing and Student Recruiting	5,150	5,305
5857 Payroll Fees	7,416	7,638
5861 Prior Yr Exp (not accrued)	3,825	-
5863 Professional Development	15,000	15,450
5869 Special Education Contract Instructors	51,500	53,045
5878 Student Assessment	4,120	4,244
5887 Technology Services	10,300	10,609
5893 Transportation - Student	1,500	1,545
5910 Communications - Internet / Website Fees	20,000	20,600
5915 Postage and Delivery	1,000	1,030
5920 Communications - Telephone & Fax	1,560	1,607
SUBTOTAL - Services & Other Operating Exp.	643,658	653,946
Depreciation Expense		
SUBTOTAL - Depreciation Expense	-	-
Other Outflows		
SUBTOTAL - Other Outflows	-	-
TOTAL EXPENSES	2,333,873	2,731,359